

concourse 2-seater

CML5

Feb 2015

General Description

Stylish and robust, the Concourse seat adds sophistication to transport interchanges, parks, streetscapes and other urban landscapes.

The Concourse seat is DDA-compliant.

Dimensions (mm)

610W x 840H x 1300L

Specifications

Tick one box per category to specify your product.

SEAT TYPE:

- CML501 Splay
- CML502 Arch
- CML504 Pedestal
- CML505 Post
- CML506 Tee
- CML507 Wall

ARMS (INTEGRAL):

- 2 end arms
- Arms for every seat
- None

MATERIAL:

Cast Aluminium

FRAME FINISH:

- Precious Silver (Standard)
- Other

PANEL FINISH:

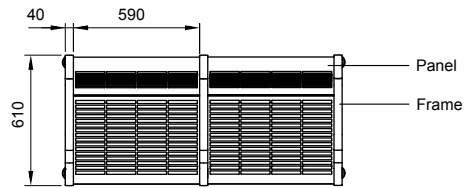
Refer to Colour Chart

MOUNTING:

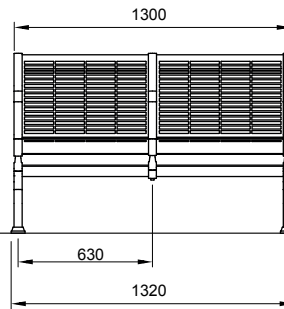
- Surface
- Subsurface
- Freestanding*

*Excludes Pedestal, Post and Wall

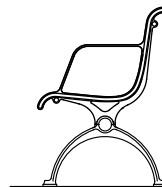
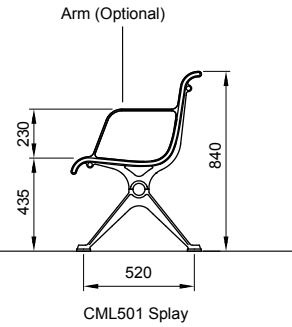
Tailoring is available for all Street Furniture products. Additional fees and lead time apply.



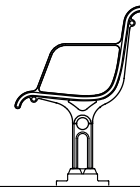
PLAN



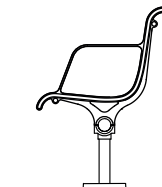
ELEVATION



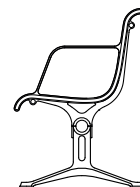
CML502 Arch



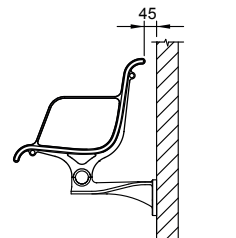
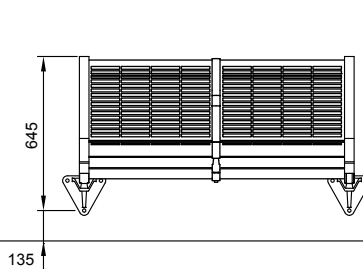
CML504 Pedestal



CML505 Post



CML506 Tee



CML507 Wall